

Accessing the Social Studies Textbook through the Clever Portal

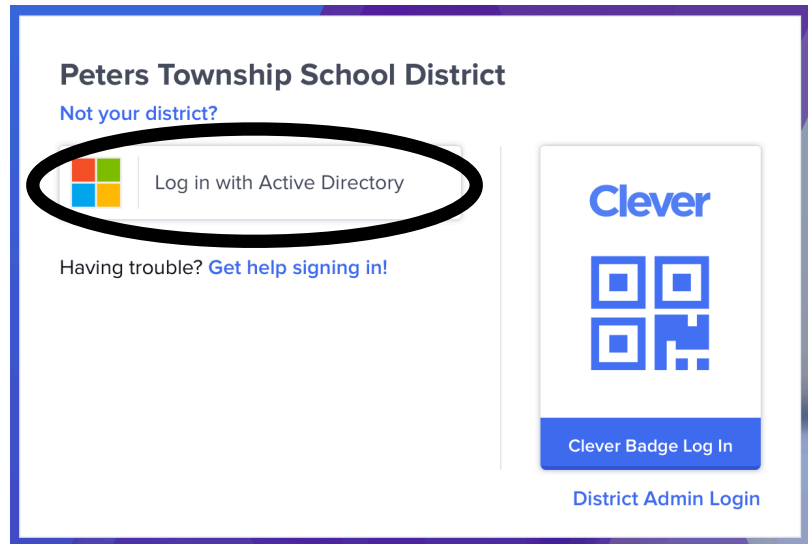
Step 1:

Visit www.clever.com/in/pt-sd

- ➔ PC: Chrome, Explorer, Edge, or Firefox
- ➔ Mac: Safari or Firefox

Step 2:

At the log-in screen, choose “**Log in with Active Directory.**”



Step 3:

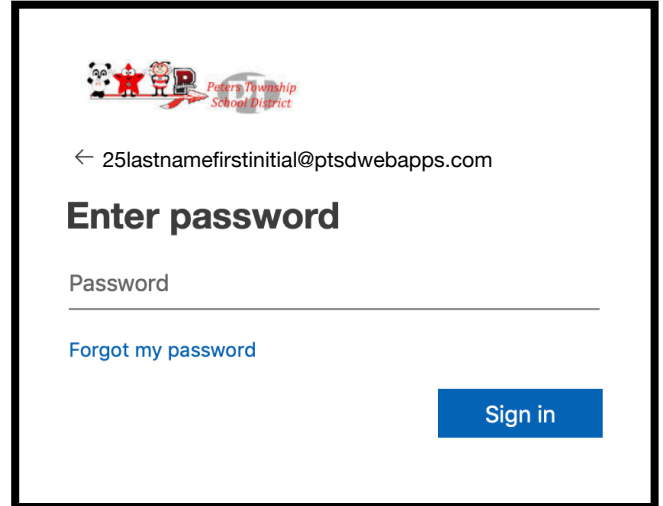
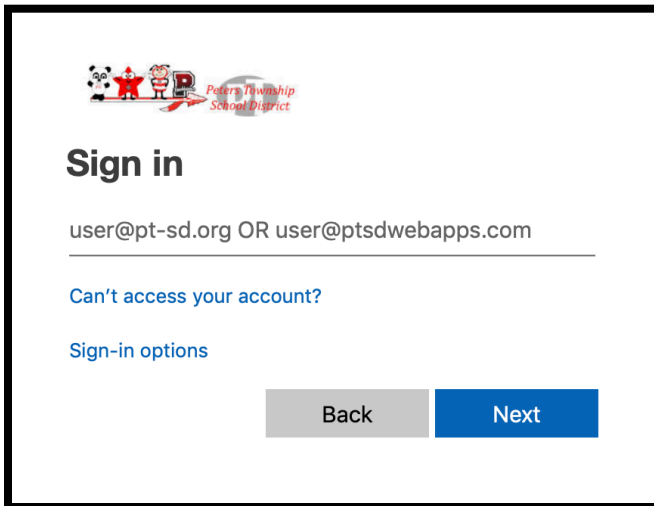
Enter your school email address:
25lastnameinitial@ptsdwebapps.com



Enter your **password** when prompted.


Click the blue “**Next**” button.

Click the blue “**Sign in**” button.

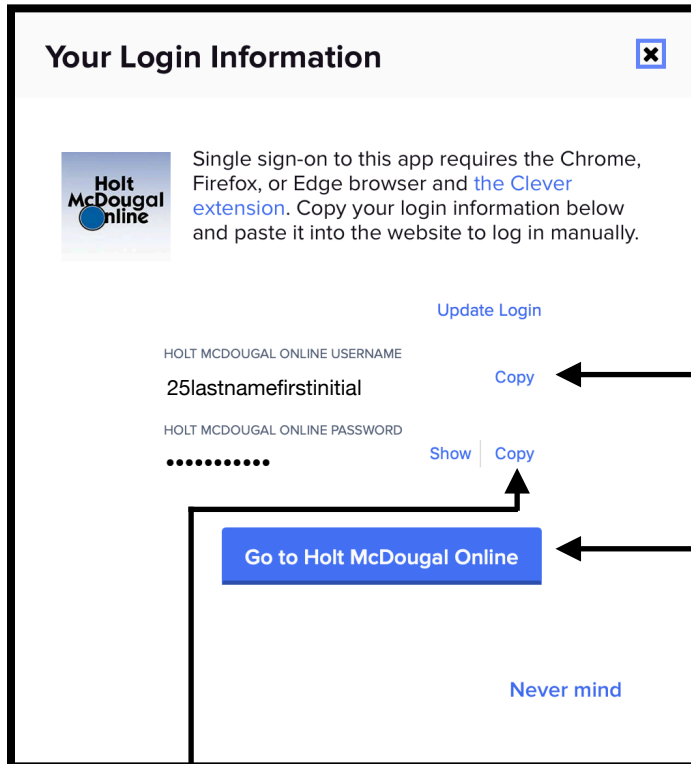
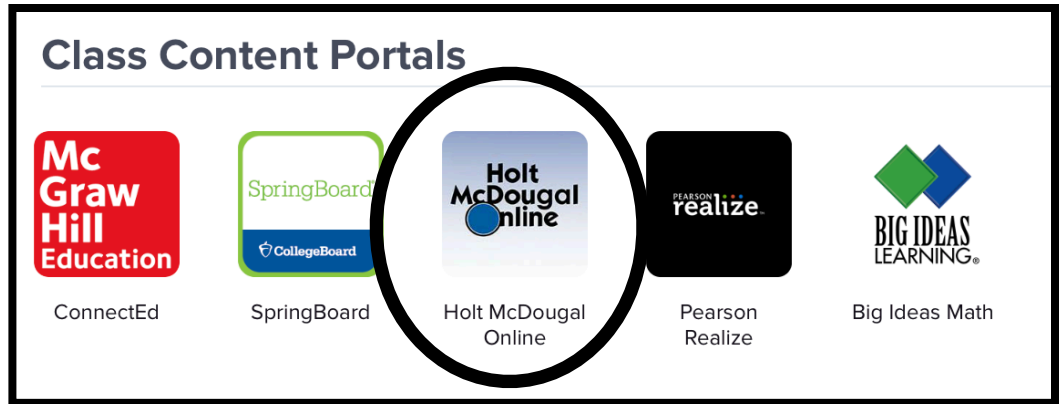


If you entered your password correctly, you will be connected to the Clever Portal Dashboard.

Your page will look similar to this.



Step 4:
Click the **Holt McDougal Online** icon under “Class Content Portals.”



A new box will pop up. It will look like this.

In order to access the textbook for the FIRST TIME, you have to complete an extra step.

Step 5a:
Click the word “**Copy**” to the right of your username.

Then, click the blue “**Go to Holt McDougal Online**” button.

This should open a new window or tab and take you to the textbook website. It will look like the picture below.

Paste the copied username into the username box.

Step 5b:
Return to the Clever window/tab.

Click the word “**Copy**” to the right of the password.

Paste the copied password into the password box.

Click the blue “**Log In**” box.



Navigating the Social Studies Textbook

Once logged in, you will see the social studies textbook.

You will be able to access this textbook on any computer or phone.

➔ If using your phone, use the free PUFFIN app.



Click **“Go to the Online Textbook.”**

Use the two drop down menus at the top of the page to **Select a unit or chapter** and **Select a section**.

Example Chapter:

Chapter 8 - The Jeffersonian Era

Example Section:

Section 1- Jefferson Becomes President



Click the red **“Go!”** button.



Textbook pages should appear.

To change pages, use the PREVIOUS and NEXT buttons.

IF YOU EXPERIENCE A BLANK SCREEN AND/OR THE PAGE DOES NOT APPEAR...

Return to opening textbook page:

- ➔ Locate the **Plug Ins** box in the bottom right corner.
- ➔ Click **DOWNLOAD** next to the Flash 10+ box.
- ➔ Refresh the page and try to access the pages again.

If the problem persists, sign out and restart the process. If that does not work, contact Holt McDougal's tech support. Your teacher has no control over website issues.

